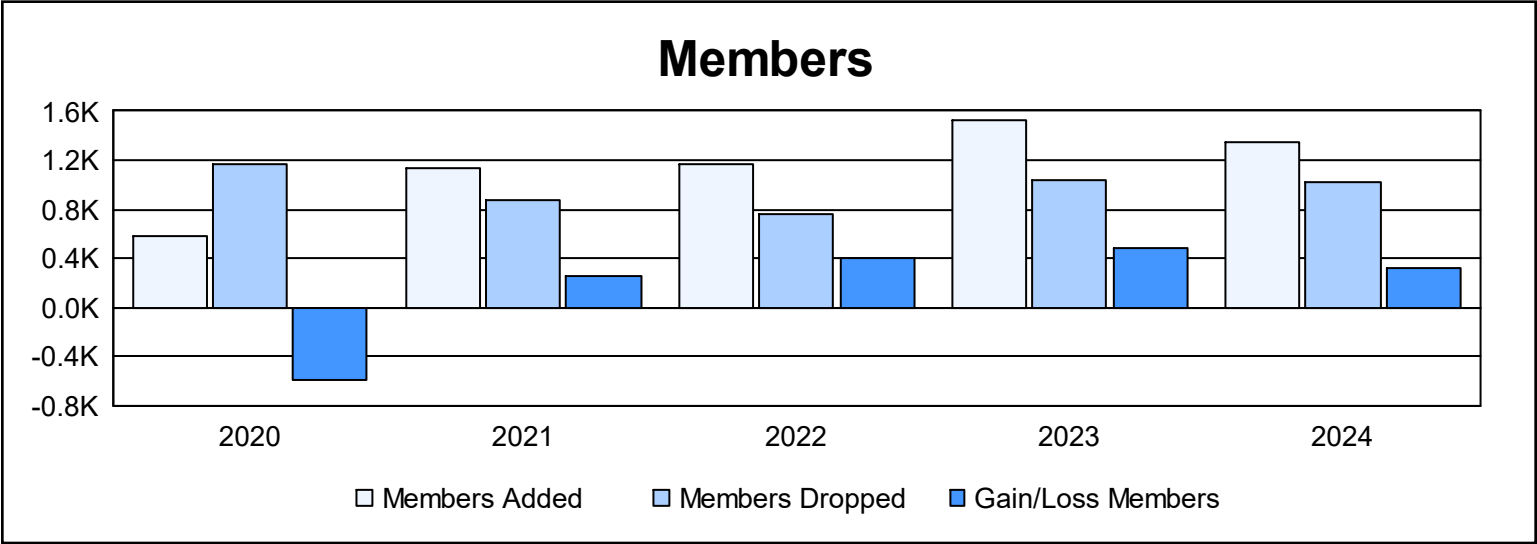
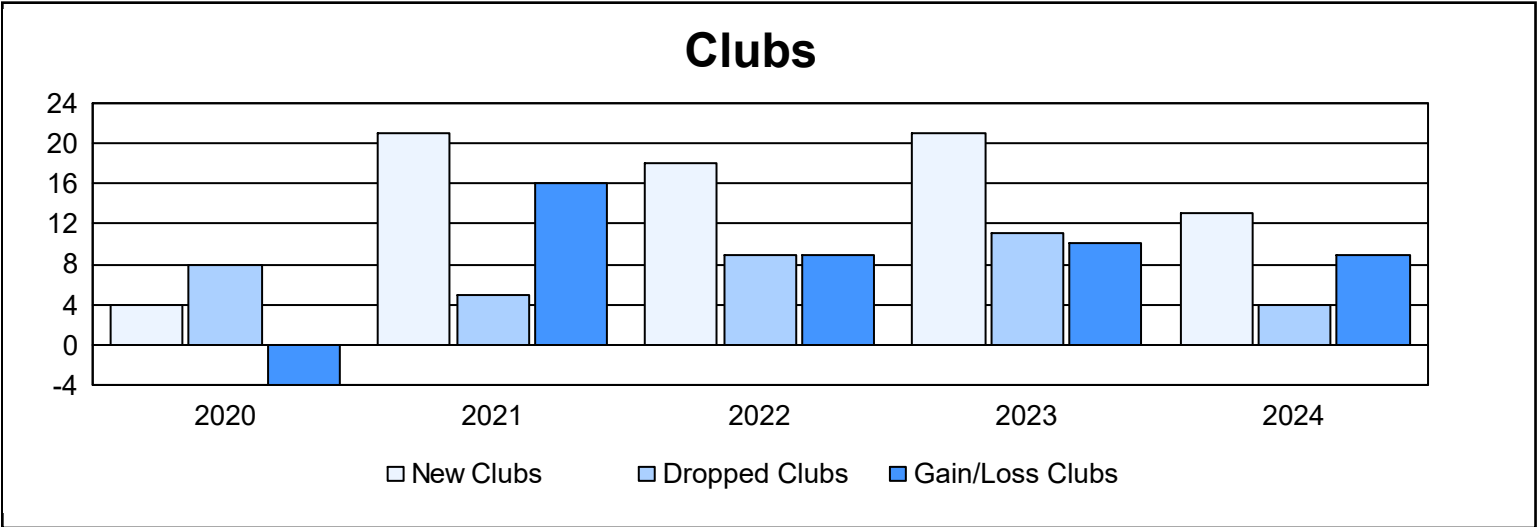
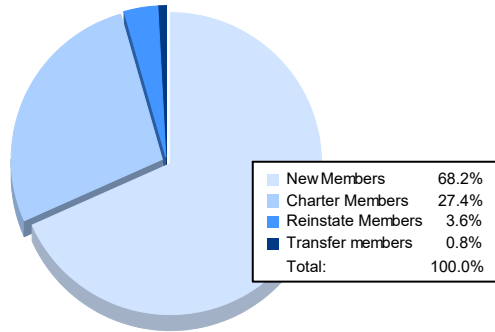


Year	New Clubs	Dropped Clubs	Gain/ Loss Clubs	New Members	Charter Members	Reinstate Members	Transfer Members	Total Member Added	Total Members Dropped	Gain/ Loss Members
2019-2020	4	8	-4	338	168	63	8	577	1,163	-586
2020-2021	21	5	16	579	506	48	7	1,140	880	260
2021-2022	18	9	9	674	441	44	7	1,166	762	404
2022-2023	21	11	10	842	644	38	4	1,528	1,041	487
2023-2024	13	4	9	917	368	48	11	1,344	1,026	318
Average	15	7	8	670	425	48	7	1,151	974	177



### Membership Composition June 2024 Cumulative



### Gender Composition June 2024 Cumulative

